



***USAVolleyball***

Welcome to  
Online Training Instructions for  
OVR Junior Officials

# Table of Contents

Section	Slide Numbers
Program Goal	3
Junior Work Team Background	4
Accessing training modules in the USAV Academy	8
Junior Officials Certification Process	13
Club, Team, and Work Team Responsibilities	19
Other Important Notes & Resources	27



# OVR Junior Officials Development Program Goal

*To provide educated, well-trained junior  
work teams for every OVR-sanctioned  
tournament match.*



# Program Background

- The OVR has a merited history of well-trained junior work teams
- Your cooperation in our Junior Officials Program will help us ensure that we are providing the best support officials for each match.
- As we say, "All teams want good work crews, so be sure your team is providing the same quality officiating that you expect when you're playing."

# Junior Work Teams



- The “third team” on the court – a junior work team – consists of the following:
  - Second referee (“R2”)
  - Two line judges
  - Scorer
  - Assistant scorer/Libero tracker
  - Scoreboard operator/“flipper”
  - Coach (or rostered adult)
    - MUST be at/near the score table throughout the match

# Junior Work Team Equipment



- Second Referee
  - Bring your OWN whistle!
    - (An electronic whistle is permitted but not preferred since they are often not loud enough)
  - A timing device (wristwatch or stopwatch) is recommended
- Line Judges
  - Flags are typically provided by the tournament host or referees
- Scorer & Assistant Scorer/Libero tracker
  - Scoring materials, including scoresheets, pens/pencils, line-up sheets, are provided by the tournament host

# Why do juniors have to participate as a work team?



- Volleyball is unique in that amongst junior sports, athletes are asked to participate as part of the referee crew on each match.
- During all OVR-sanctioned tournaments, a “work team” is assigned to each match to fulfill the duties of second referee, line judges, and scoring crew.
- Junior players fill these “work team” roles and must be properly trained and certified.
- The OVR Junior Official Certification Program provides training, instructions, and certification procedures to assist in this endeavor.



# USAV Academy Modules Access Instructions





# Accessing the USAV Academy

1. Login to your SportsEngine account:  
<https://user.sportngin.com/>
  - Use Google Chrome or Microsoft Edge web browsers ONLY

A screenshot of the SportsEngine website's sign-in page. At the top, the 'sportsengine' logo is displayed in black with a colorful NBC peacock icon to its left. Below the logo, the text 'Sign In' is centered. Underneath, there is a text input field labeled 'Enter Email or Phone'. Below the input field is a blue button with the text 'CONTINUE' in white. Further down, there is a link that says 'Don't have an account? CREATE ACCOUNT' in blue text. At the bottom of the page, there are two links: 'What's SportsEngine?' and 'Need Help? SportsEngine Help Center', both in blue text.


2. Click "Launch" next to the USA Volleyball Academy.

A white rectangular card with a thin grey border. On the left side, there is a circular logo for USA Volleyball, featuring a stylized American flag. To the right of the logo, the text 'USA Volleyball Academy' is written in a dark grey font. On the far right side of the card, there is a blue button with the word 'LAUNCH' in white, uppercase letters.

# Accessing the USAV Academy



3. Sync the correct account if the system indicates that you need to.
4. Click Launch!

USA Volleyball Academy✕  
[Need Help?](#)

---

The USA Volleyball Academy is a Learning Management System where you can complete necessary coursework (ex: junior officials or scorer training). We will be sure to sync any credentials from the USA Volleyball Academy to your SportsEngine profile.

---

**Select Profile:**

←

---

CANCEL

LAUNCH

# Accessing the USAV Academy



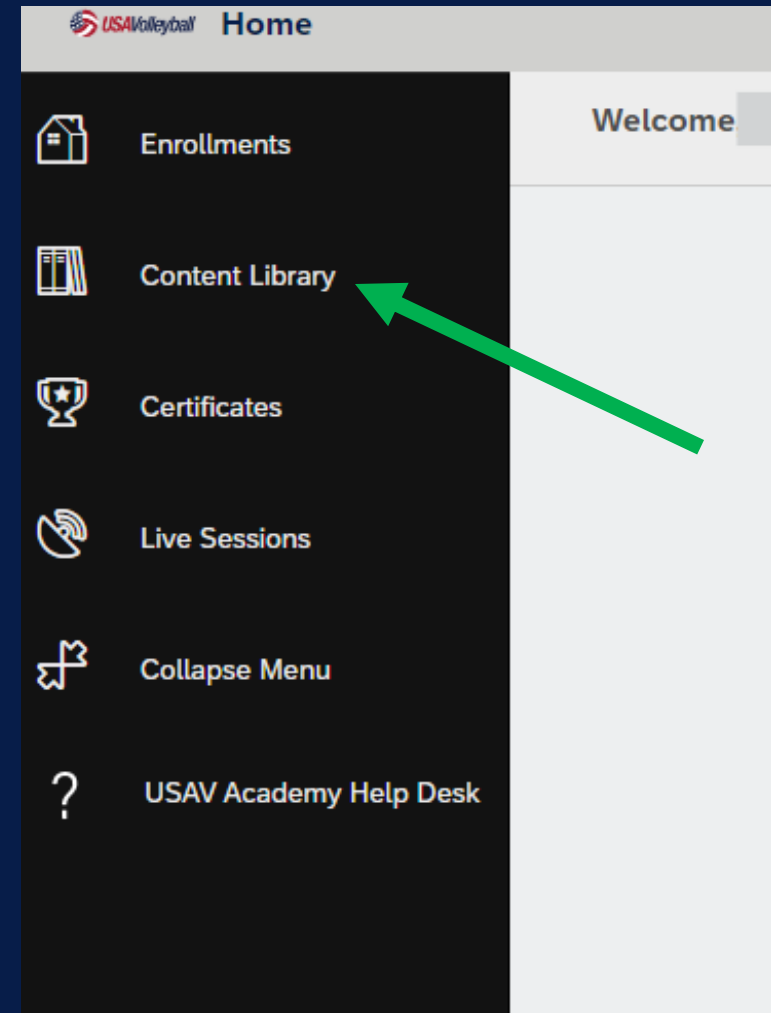
5. Locate the appropriate course to complete under "My Training"

The screenshot displays the USAV Academy website. On the left is a dark navigation sidebar with icons and labels for: Enrollments, Content Library, Certificates, Live Sessions, Collapse Menu, and USAV Academy Help Desk. The main content area has a 'Welcome' message and a yellow banner with the text: 'HAVING TROUBLE FINDING YOUR COURSES? Please try both options below before opening a help desk ticket'. Below the banner are two numbered instructions: 1. Try clicking on Content Library in your left navigation bar OR 2. Click the blue "See All Assigned Courses & Learning Paths" button in the upper-right corner of your My Training window below. The 'My Training' window is open, showing a blue button for 'See All Assigned Courses & Learning Paths'. Below this are tabs for 'Not Started', 'In Progress', 'Overdue', and 'Completed'. A search bar is present with the text 'Search for assigned courses and learning paths Not Started'. A green arrow points to the first course card in the list, which is 'OV25\_104 OVR Junior Line Judge and Assistant Scorer Training'. The other two cards are 'OV25\_103 OVR New Junior Scorer Training' and 'OV25\_102 OVR Junior Scorer Refresher Training'. Each card features the Ohio Valley Region logo, a progress bar at 0%, and a heart icon.

# Accessing the USAV Academy



6. If you cannot find the appropriate course, search the content library.
7. To find the correct course, see the “Junior Officials Certification Process” slides in the next section. Then search the content library again.






# Junior Officials Certification Process

# Junior Officials Certification Process

## STEP 1

- Complete the designated USAV Academy online training courses **OR**
- Attend an in-person clinic hosted by your club and presented by a certified OVR-USAV referee



## STEP 2

- After completing Step 1, the player must:
  - Receive two, on-court evaluations (for at least 1 set) from a certified OVR-USAV referee

# OVR Junior Second Referee Certification



## Annual Certification Requirements

- The following module must be completed:
  - *OV25\_101 OVR Junior Second Referee Training (~40 minutes)*
- Receive **two** on-court evaluations by a referee during a tournament

# OVR Junior Scorer Certification



## Annual Certification Requirements

- The following module must be completed:
  - *OV25\_102 OVR Junior Scorer Refresher Training (~30 min) OR*
  - *OV25\_103 OVR New Junior Scorer Training (~50 min)*
- Receive **two** on-court evaluations by a referee during a tournament



# OVR Junior Line Judge and Assistant Scorer Courses



- The OVR recommends that ALL junior players complete:
  - *OV25\_104 OVR Junior Line Judge and Assistant Scorer Training (~30 min)*
- NOTE:
  - The OVR and USAV do not certify line judges or Libero trackers; however, training for each position is important to officiating a match.



# Completing your Certification

- The evaluation sheet used by referees can be found on the OVR website at: [OVR Junior Scorer & R2 Rating Forms](#)
  - Have an OVR Professional Referee complete the evaluation form!
- Provide the completed evaluations to your coach
  - They will retain these to take with them to your tournaments.
- Your SportsEngine account may not be updated with your new certification credential, but do not worry!

# Club Responsibilities

- It is each club director's responsibility to ensure all coaches and players are aware of the Junior Official Certification Program and the associated requirements for online training or in-person clinics, and on-court evaluations.
- It is highly recommended that ALL players on a team be trained as line judges and Libero trackers.

# Team Responsibilities

- Each team should have at least two trained, certified second referees and scorers.
- When a team does not have a certified second referee (or scorer) **by April 1**, a coach from that team will fulfill this duty.
- When a team has neither a certified second referee nor a certified scorer, a coach must fulfill the scorer duties; a junior player will be the second referee.
- The work team may have food/drink, but items must NOT be on the score table. Drinks should be capped.

# Work Team Responsibilities

- The entire work team must report to the First Referee at the beginning of the timed, pre-match warm-up period.
  - At the start of the 2-4-4 warm-up.
- If more than one player will keep score during a match, ALL scorers need to report to the first referee at the same time.
  - It is preferred that ONE player serve as the scorer for the match.
- If multiple players will work as Libero tracker and/or line judges during a match, ALL players need to report to the first referee at the same time.

# Late / Incomplete Work Team

- A work team that is incomplete or that fails to report to the first referee in a timely manner prior to the start of the match, may be assessed a penalty of up to 4 points. The penalty points will be awarded to their opponent in the first set of their next match.
- If a late work team does not have additional matches to be played that day, a \$50 fine shall be imposed by the OVR Commissioner. A team that fails to report for an officiating assignment is subject to a \$100 fine and may be placed on suspension until the fine is paid.
- Why a penalty or fine?! Because a late work team delays the start of the match and impacts the flow of the tournament, which lengthens the tournament day.

# Work Team Coach Responsibilities

- A work team coach (or rostered adult) must:
  - be at/near the score table for the duration of the match and must arrive by the end of warm-ups.
  - be familiar with USAV scoring procedures.
  - NOT use electronic devices.
  - work as second referee or scorer if the team doesn't have a certified junior player for either of these positions after the April 1 deadline

# Electronic Devices

- Work teams are NOT permitted to use electronic devices while officiating a match.
  - Exceptions are made for required medical devices.
- A watch for timing warm-ups or time-outs is permitted.
- Referees are instructed to issue ONE verbal warning PER DAY to a work team that violates this OVR rule.
- A subsequent violation will result in a 10-point penalty, assessed in the first set of the work team's next playing match.



# Competency

- Teams or clubs that exhibit a pattern of failing to fulfill work team duties with a reasonable level of competency will be required to host an in-person clinic to provide additional training for the team(s).
- The clinic will be at the team's/club's expense.
- We do not expect work teams to perform at a "professional" level, but they must have working knowledge of: scoring procedures, primary second referee responsibilities, and basic line judge duties, respectively.

# Respect

- Spectators/parents (and playing teams) must recognize that our work teams are comprised of 10- to 18-year-old KIDS.
  - They are not professional officials.
- As such, the OVR expects our work teams to be treated with respect, regardless of ability.
  - Failure by any spectator, parent or playing team to act accordingly may result reprimand, removal from the facility, or sanction levied against the team or club by the OVR Commissioner.
- Work teams are instructed to report inappropriate comments from teams or spectators to the first referee or tournament staff.



**More Important Notes**



# Important Notes!

- **By April 1 of each season, all OVR teams must have at least one trained and certified junior scorer and junior second referee.**
- Coaches & Club Directors:
  - Please update junior officials' credentials within the OVR website.
  - Retain players' evaluation forms as proof of completion
    - Certification cards are no longer used
  - OVR Staff will update USAV Academy Modules on the first business day of each month.
- The OVR will rely on each team and club to ensure its players are properly educated in support crew/work team duties.



# OVR – Sponsored On-Site Junior Officials Clinics

- Clubs/teams also have the option of utilizing pre-season on-court training in conjunction with an in-person clinic to certify junior scorers and second referees.
  - An intra- or inter-club scrimmage or a preseason Friendship Tournament can be used for this purpose.
- For more information, contact:
  - Katie Wagner ([Wagner@ovr.org](mailto:Wagner@ovr.org)) and Jared Malott ([Malott@ovr.org](mailto:Malott@ovr.org))
  - OR simply fill out this form!
    - <https://ovr.org/players/junior-officials-development-program/request-in-person-junior-officials-clinic/>

# Additional Resources



Visit The Junior Officials Development Program webpage:

[Junior Officials Development Program](#)

Home About Us Players Parents Events Directors & Coaches Referees Membership Shop

## JUNIOR OFFICIALS DEVELOPMENT PROGRAM

Home » Players » Junior Officials Development Program

Participation with a USAV juniors' team involves more than just playing! Players are also part of the officiating crew when their team is assigned as the "work team" for a match. That means various players on each team need to learn how to keep score and/or track the Libero, work as a second referee, as well as work as a line judge. The OVR has a history of well-trained junior work teams. Your cooperation in our Junior Officials Program will help us ensure that we are providing the best support officials for each match.

Through USA Volleyball, the OVR provides a curriculum with online courses to train junior players for each of these support roles. In addition, in-person training clinics can be setup by a team or club. An in-person clinic may be particularly helpful for new clubs or for teams with players who have little or no previous experience with USAV. These clinics can also cover USAV playing rules, which may be helpful for new/newer coaches. For information about hosting an in-person clinic, please contact the OVR Referees' Chair, Brian Hemelgarn [hemelgarn@ovr.org](mailto:hemelgarn@ovr.org) (Region Chair) or Katie Wagner [wagner@ovr.org](mailto:wagner@ovr.org) or Jared Malott [malott@ovr.org](mailto:malott@ovr.org) (Junior Officials Development Coordinators).

Please see the links below for further details about the OVR's certification process and the online training courses.

# QUESTIONS?



## Contact:

- Katie Wagner ([Wagner@ovr.org](mailto:Wagner@ovr.org))
- Jared Malott ([Malott@ovr.org](mailto:Malott@ovr.org))
- Brian Hemelgarn ([Hemelgarn@ovr.org](mailto:Hemelgarn@ovr.org))



***USAVolleyball***

**Online Training Instructions for  
OVR Junior Officials**